

3.14 ART & DESIGN (442)

3.14.1 Art & Design Paper 1 (442/1)

SECTION A (20 marks)

Answer ALL the questions in this section in the spaces provided.

- 1 (a) Study the composition below.



- Identify the **two** most outstanding elements and **one** principle conveyed in the composition. (3 marks)
- (b) Explain the term “pendant” with reference to ornaments. (2 marks)
- (c) Give **two** basic reasons for decorating fabrics. (2 marks)
- (d) What is the difference between human figure drawing and portraiture? (2 marks)
- (e) State **two** reasons why a fabric may be crumpled, twisted or plaited when using it to create a collage. (2 marks)



- (f) Study the print below.




Name the printing technique used to produce it.

(1 mark)

- (g) Explain the term “priming” and state its function in painting.

(2 marks)

- (h)



Identify the visual symbol illustrated above and state its function.


(2 marks)

- (i) Distinguish between the terms hue and pigment.

(2 marks)



(j)



Identify the type face represented by the letter above and name the part labelled X.

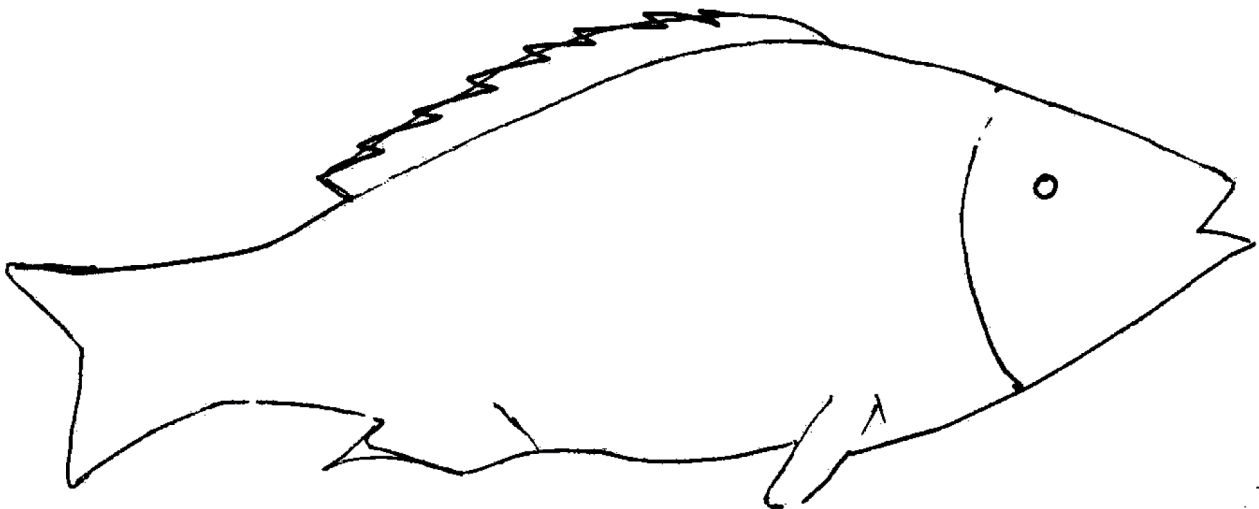
(2 marks)

SECTION B (25 marks)

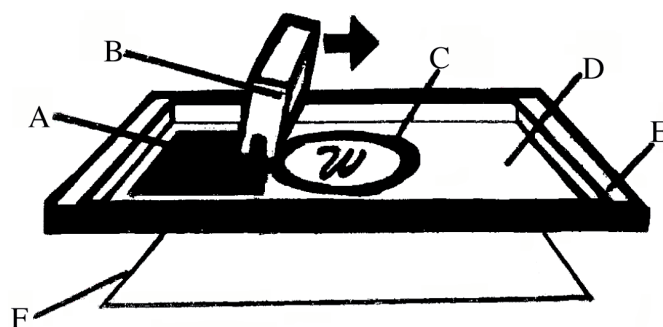
Answer ALL the questions from this section in the spaces provided.

- 2 Using the stippling technique, create three dimensional effect on the form illustrated below.

(4 marks)



- 3 The illustration below represents a process in the production of an artwork.



Name the parts labelled A-F and classify them under materials, tools and equipment. (6 marks)

- 4 Explain the following techniques of decorating clay articles:

- (a) Incising; (1 mark)
- (b) Slip trailing; (1 mark)
- (c) Inlaying; (1 mark)
- (d) Excising; (1 mark)
- (e) Sgraffito; (1 mark)

- 5 In the space provided, create an inverse repeat pattern using the motif below.

(5 marks)



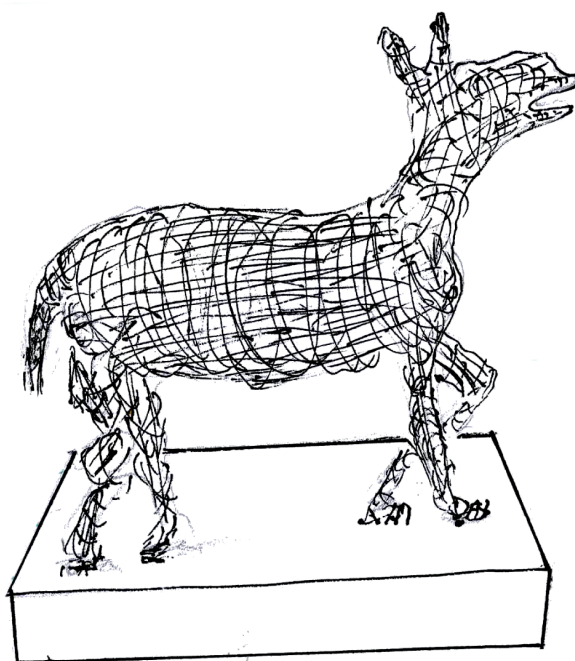
- 6 Read the following statement and rewrite it in calligraphic lettering in the box below.(5 marks)

*“A noble character is not inherited,
It is earned by individual effort”.*

SECTION C (15 marks)

*Answer any **ONE** question from this section.
Write your answers in the space provided after question 9.*

- 7 (a) Name the structure illustrated below and state the material used to construct it.(3 marks)



- (b) Describe how you would use the structure to make a form in “papier mache”. (12 marks)
- 8 (a) What is a badge? (1 mark)
- (b) Name and explain **four** components of a badge. (12 marks)
- (c) State **two** functions of colour in a badge. (2 marks)
- 9 (a) With the aid of a labelled illustration describe the term ‘waisting’ in reference to weaving. (4 marks)
- (b) Explain **four** ways of achieving firmness of yarn in a mat made using the ghiordes knot. (8 marks)
- (c) State **three** main ways of finishing a woven mat. (3 marks)



3.14.2 Art & Design Paper 2 Practical (442/2)

*Answer only **ONE** question chosen from **EITHER** alternative A OR alternative B.*

ALTERNATIVE A: DRAWING OR PAINTING

*You are instructed that the use of rulers and other mechanical devices is **forbidden** in this alternative.*

EITHER

DRAWING

- 1** Create a close-up drawing depicting a small boy and girl joyfully playing with pebbles.
The working area is 35cm by 45cm.

OR

PAINTING

- 2** Create a pictorial composition based on the following description:

It is the end of a busy market day. Passengers of different ages are struggling to be the first to board the only home bound public service vehicle on the route.

The composition should be in an area of 35cm by 45cm.

ALTERNATIVE B: GRAPHIC DESIGN

You are instructed that the use of rulers and other mechanical devices as well as tracing paper is allowed. The colour of the working surface (paper) will not be considered as one of the colours required in any question.

EITHER

- 3** The Ministry of Health has embarked on a mission to enlighten the public about Drug and Substance Abuse.

In three colours, design a poster warning the public against Drug and Substance Abuse.
The work should be within an area of 35cm by 45cm.



OR

- 4** “*Trendy - tex*” a company dealing with production of unisex clothing requires a logo, letterhead and an envelope.

In an area measuring 35cm by 45cm and in three colours, design a:

- (a) Logo measuring 9cm by 9cm.
- (b) Letterhead measuring 30cm by 21cm.
- (c) Envelope measuring 25cm by 17cm.

